

MAYTAG® COMMERCIAL LAUNDRY

FULL LINE CATALOG

MULTI-HOUSING LAUNDRY



LAUNDRY SOLUTIONS YOU CAN DEPEND ON

For more information and pricing, contact:

Equipment Marketers

100 Melrose Avenue

Phone: 800.223.1376

Cherry Hill, NJ 08003

Fax: 856.428.5477

www.equipmentmarketers.net

maytag@equipmentmarketers.net



STACK UP ON ENERGY-SAVING SOLUTIONS.

Let's face it—running a multiple-housing laundry facility can be a challenge. That's why we're here to help make your job easier. When you put Maytag® equipment in your laundry facilities, you accomplish several goals. You provide a premium amenity that keeps residents happy. You offer equipment that provides **dependable performance** and delivers **outstanding cleaning**. You also stand to benefit from dramatic savings on your utility costs.

Whether you choose stacked dryers that make the most of minimal space, or energy-efficient front-load washers that clean better than any other machines in their class, Maytag has the right energy-saving answers for your facility. In fact, with our Maytag® Commercial Energy Advantage™ high-efficiency front-load washers, you can **cut your utility costs up to 60%***

In many cases you have the option to purchase or you can have the hassle-free benefit of equipment that's owned and maintained by a professional Maytag laundry management company. Your Maytag laundry management company will provide **regular, accountable collections** and share the revenue with you—so you'll have one less thing to worry about in your busy schedule.

The value you get from your Maytag laundry management company doesn't end there. Count on them to keep the equipment running right with **fast, efficient service**. And, your professional Maytag laundry management company can help with everything from laundry room planning to setup and installation.

Our ENERGY STAR® qualified **MAYTAG®**
COMMERCIAL ENERGY
ADVANTAGE™ HIGH-EFFICIENCY
FRONT-LOAD WASHERS can help

keep your operating cost down—saving up to 60% on water, energy and sewer costs compared to conventional top-load washers.* They also clean better than any machine in their class.



Maytag is the most recognized and most preferred name in the laundry industry. Having Maytag® equipment in your laundry facility elevates your residents' perception of quality. Think of it as offering a premium amenity without paying a premium price.

Having a professional Maytag laundry management company own and maintain your laundry equipment for you is a hands-free way for you to have the latest and best equipment with NO cash outlay and ZERO laundry hassles—and, you still receive a share of the revenue.



Computer Trac® Controls

Maytag's advanced Computer Trac® controls give you flexibility to set vend prices by day, time, and specific wash and dry settings. They also give your residents maximum convenience with a coin countdown and time remaining display. Additionally, our accountability software gives you full access to track revenue.



Debit Card Payment System

Most Maytag® Commercial Laundry equipment comes equipped to accept a variety of "cashless" debit card payment systems—a great choice for colleges and universities. This payment method provides added security and reduces vandalism because there are never any coins in the machines.

*Maytag Commercial front-load washer compared to commercial top-load washer.
Based on Association of Home Appliance Manufacturers (AHAM) load sizes. Individual savings may vary.



**WITH OUR
ENERGY ADVANTAGE™
LAUNDRY PRODUCTS,
WE OFFER MORE
ENERGY-SAVING SOLUTIONS
THAN ANY OTHER BRAND.**



MAH22PD/PR/PN

Maytag built the first appliance ever to receive the ENERGY STAR® label. Today, we offer more high-efficiency laundry products than any other brand—from highly efficient, ENERGY STAR® qualified washers to energy-efficient dryers to help you save money and build profits.

Maytag also delivers what your residents want—clean clothes. No other single-load, high-efficiency machine cleans better than a Maytag.**

We offer several payment type options to fit your needs.

PD – Microprocessor Coin-Drop

PR – Microprocessor Debit Card

CS – Mechanical Coin-Slide

PN – Microprocessor Non-Coin

An example of a model number would be MAH22PD.

*Maytag Commercial front-load washer compared to commercial top-load washer. Based on Association of Home Appliance Manufacturers (AHAM) load sizes. Individual savings may vary.

**The tests, performed in an approved testing facility to the American Home Appliance Manufacturers (AHAM) HLW1-2006 laundry industry standard, concluded that the washer achieves superior cleaning performance, while still providing outstanding energy savings. No other commercial single-load high-efficiency machine cleans better.

MAYTAG® COMMERCIAL ENERGY ADVANTAGE™ HIGH-EFFICIENCY FRONT-LOAD WASHERS

- Best cleaning machine in its class.**
- Save up to 60% on water, energy and sewer costs compared to conventional top-load washers.*
- High-speed extraction saves drying time and energy costs.
- No agitator means 20% greater capacity than a top-loading washer.
- Design meets ADA accessibility guidelines with optional pedestal (shown).
- Advanced Computer Trac® controls make operation simple.
- Easy installation can replace most top loads.
- Enhanced Super Cycle options increase revenue.
- Accu Trac® audit system uses a PDA to communicate with the microprocessor controls.



MAT14PD/PR



MAT14CS



MFS18/25/35PD

MAYTAG® COMMERCIAL ENERGY ADVANTAGE™ TOP-LOAD WASHER WITH MICROPROCESSOR CONTROLS

- Microprocessor Computer Trac® controls for simple one-touch cycle selection.
- Our commercial top-load washers last longer than other leading brands.
- Dependable, direct drive transmission has fewer parts for fewer repairs.
- Porcelain-enamel top stays looking like new for years.
- Super Cycle option increases revenue.

MAYTAG® COMMERCIAL ENERGY ADVANTAGE™ TOP-LOAD WASHER WITH DIAL CONTROLS

- Easy-to-operate manual controls and simple coin-slide operation.
- Our commercial top-load washers last longer than other leading brands.
- Dependable, direct drive transmission has fewer parts for fewer repairs.
- Porcelain-enamel top stays looking like new for years.

MAYTAG® COMMERCIAL ENERGY ADVANTAGE™ SOFT-MOUNT FRONT-LOAD WASHERS

- Soft-mount suspension eliminates the need for machine bolt down; no special floor depth is required.
- Available in 18-, 25- or 35-pound capacities to fit your needs.
- Enhanced Super Cycle options increase revenue.
- MFS18/25 models are ENERGY STAR® qualified to cut energy costs and maximize profits.
- Inverter drive technology offers better efficiency and longer life.
- Accu Trac® audit system uses a PDA to communicate with the microprocessor controls.
- May require special installation—see your authorized Maytag distributor.

MAYTAG® COMMERCIAL DRYERS ARE BUILT TO STAND UP TO TOUGH, EVERYDAY USE, WHILE OFFERING QUICK, EFFICIENT DRYING.



MDE/MDG22PD/PR/PN



MDE/MDG17PD/PR



MDE/MDG17CS

MAYTAG® COMMERCIAL SUPER-CAPACITY DRYERS

- The perfect match for Maytag® Commercial Energy Advantage™ high-efficiency front-load washer.
- TurboVent™ technology maintains performance in difficult installations—allows for venting up to 100 ft. with 3 elbows and a hood.
- Accu Trac® audit system uses a PDA to communicate with the microprocessor controls.
- Extra-large door and drum openings allow quick, easy loading and unloading.
- Dries loads in the same amount of time it takes to wash them.
- Design meets ADA accessibility guidelines without optional pedestal (shown).
- Advanced Computer Trac® controls allow for easy programming.
- Reversible side swing door.

MAYTAG® COMMERCIAL SINGLE-LOAD DRYERS

- Revenue-enhancing cycles with Computer Trac® controls including top-off and cycle-based pricing.
- TurboVent™ technology maintains performance in difficult installations—allows for venting up to 100 ft. with 3 elbows and a hood.
- Extra-large door and drum openings allow quick, easy loading and unloading.
- Drying cycle options make it easy to select the right care for the fabric.
- High airflow dries laundry quickly and efficiently.
- Most parts are accessible from the front; no need to remove machines for service.
- Reversible side swing door.

MAYTAG® COMMERCIAL SINGLE-LOAD DRYERS

- Easy-to-operate manual controls and simple coin-slide operation.
- TurboVent™ technology maintains performance in difficult installations—allows for venting up to 100 ft. with 3 elbows and a hood.
- High airflow dries laundry quickly and efficiently.
- Most parts are accessible from the front, no need to remove machines for service.
- Reversible side swing door.



MLE/MLG24PD/PR & PN



MDG31PD



MLG33PD

MAYTAG® COMMERCIAL SINGLE-LOAD STACK DRYERS

- Revenue-enhancing cycles with Computer Trac® controls including top-off and cycle-based pricing.
- TurboVent™ technology maintains performance in difficult installations—allows for venting up to 100 ft. with 3 elbows and a hood.
- High airflow dries laundry quickly and efficiently.
- Accu Trac® audit system uses a PDA to communicate with the microprocessor controls.
- Extra-large door and drum openings allow quick, easy loading and unloading.
- Two drying pockets fit in the floor space of one.
- Reversible side swing door.

MAYTAG® COMMERCIAL ENERGY ADVANTAGE™ MULTI-LOAD DRYER

- Lowest-BTU dryer on the market saves up to 23%* in energy and utility costs.
- Large 30-pound capacity to fit your needs.
- Accu Trac® audit system uses a PDA to communicate with the microprocessor controls.
- Extra-large door and drum opening allow quick, easy loading and unloading.
- Axial Airflow design provides fast, efficient drying with greater clothes care.




MAYTAG® COMMERCIAL ENERGY ADVANTAGE™ MULTI-LOAD STACK DRYER

- Saves up to 25%** in energy and utility costs, and dries in same time as competition.
- Lowest-BTU dryer on the market with improved insulation for greater efficiency.
- Accu Trac® audit system uses a PDA to communicate with the microprocessor controls.
- Axial Airflow design provides fast, efficient drying with greater clothes care.
- ThermoGuard™ system helps prevent laundry overheating.

*Based on comparison between Maytag® MDG31PD and Maytag® MLG32.

**Based on comparison between Maytag® MLG33 and Maytag® MLG32.

MULTI-HOUSING FULL LINE BROCHURE SPECIFICATIONS—WASHERS

	ENERGY ADVANTAGE™ Top-Load Washers		ENERGY ADVANTAGE™ Front-Load Washer	ENERGY ADVANTAGE™ Soft-Mount Washer Extractor		
WASHER SPECIFICATIONS						
MODELS	MAT14CS	MAT14PD/PR	MAH22PD/PR & PN	MFS18PD	MFS25PD	MFS35PD
CONTROLS						
Microprocessor		X	X	X	X	X
Manual	X					
PAYMENT TYPE						
Coin-Drop		X	X	X	X	X
Coin-Slide	X					
Debit Card-Ready		X	X	X	X	X
MOTOR						
Variable-speed, reversing, high-efficiency, controlled induction			X	X	X	X
Reversing, thermoprotected	X	X	X			
Inverter drive, variable speed, reversing				X	X	X
HP (kw)	.5 (.37)	.5 (.37)	.54 (.40)	.80 (.75)	2 (1.5)	3 (2.2)
Volts (Hz)	120V (60)	120V (60)	120V (60)	208–240V Single-Phase/Three-Phase	208–240V Single-Phase/Three-Phase	208–240V Single-Phase/Three-Phase
Export Models—options available	220–240V (50)		220–240V (50)	208–240V/50–60Hz/1 PH or 3 PH	208–240V/50–60Hz/1 PH or 3 PH	208–240V/50–60Hz/1 PH or 3 PH
Voltage/breaker size:						
120V/1 PH—amps	15	15	15	15	15	20
208–240V/1 PH (2 wire + ground)—amps				15	15	20
208–240V/3 PH (3 wire + ground)—amps						
Export Models 220–240V—amps	10		10			
SPEED						
Extract speed—rpm	640	640	1,000	1000	1000	980
Extract speed—g-force	107	107	306	300	300	350
WATER INLET/HOSE						
Water inlet hose length—ft. (m)	4.5 (1.37)	4.5 (1.37)	4 (1.22)	5 (1.52)	5 (1.52)	5 (1.52)
Operating Pressure—psi (bar)	20–100 (1–8)	20–100 (1–8)	20–100 (1–8)	14.5–116 (1–8)	14.5–116 (1–8)	14.5–116 (1–8)
Drain Hose—ft. (m)	4.4 (1.3)	4.4 (1.3)	6 (1.8)	.25 (.076) O.D.	.25 (.076) O.D.	.25 (.076) O.D.
CAPACITY						
Lbs. (kg) Dry Weight				18 (7)	25 (10)	35 (16)
Cylinder volume—cu. ft. (liters)	2.5 (70.8)	2.5 (70.8)	3.1 (88)	2.61 (73.9)	3.3 (93)	5.9 (166)
Cylinder diameter—in. (mm)	18.4 (468)	18.4 (468)	21.6 (547)	20.86 (530)	20.86 (530)	25.6 (650)
Cylinder depth—in. (mm)	17.8 (454)	17.8 (454)	13.4 (341)	12.99 (330)	16.53 (420)	19.68 (500)
COLOR						
White	X	X	X			
Stainless Steel				X	X	X
APPROXIMATE WEIGHT						
Crated—lbs. (kg)—PD/PR & PN	178 (80.7)	178 (80.7)/ 165 (74.8)	253 (115)/ 244 (111)	552 (250)	662 (300)	1092 (495)
Uncrated—lbs. (kg)—PD/PR & PN	164 (74.4)	164 (74.4)/ 151 (68.5)	244 (111)/ 235 (107)	519 (235)	607 (275)	1026 (465)
DIMENSIONS						
Height—in. (mm)—PD/PR & PN	43 (1092)*	43 (1092)*/ 41 (1041)	45.67 (1160)*/ 38.94 (983)	42.52 (1080)	44.88 (1140)	50.98 (1295)
Width—in. (mm)	27 (686)	27 (686)	27 (685.8)	25.98 (660)	25.98 (660)	32.87 (835)
Depth—in. (mm)	25.5 (648)	25.5 (648)	29 (736.6)	27 (686)	30.91 (785)	37.80 (960)
Door opening diameter—in. (mm)	18 (457)	18 (457)	14.2 (361)	11.22 (285)	11.22 (285)	16.14 (410)
Door opening area—sq. in. (m ²)						

*Includes height at top of metercase.

For detailed specifications and dimensional illustrations, please visit our website: www.maytagcommerciallaundry.com

Debit card-ready, additional hardware required.

Dimensions will vary according to adjustment of leveling legs, add 2" (50.8mm) min.

Because of continuous product improvement, Maytag reserves the right to change specifications without notice.

MULTI-HOUSING FULL LINE BROCHURE SPECIFICATIONS—DRYERS

	Single-Load Dryers		Super-Capacity Dryers	Single-Load Super-Capacity Stack Dryer	ENERGY ADVANTAGE™ Multi-Load Dryers	ENERGY ADVANTAGE™ Multi-Load Stack Dryers
DRYER SPECIFICATIONS						
MODELS	MDE/MDG17CS/PD	MDE/MDG17PR	MDE/MDG22PD/PR & PN	MLE/MLG24PD/PR & PN	MDG31PD	MLG33PD
CONTROLS						
Microprocessor	X	X	X	X	X	X
Manual	X					
PAYMENT TYPE						
Coin-Drop	X		X	X	X	X
Coin-Slide	X					
Debit Card-Ready		X	X	X	X	X
MOTOR						
Single-Phase, thermoprotected against overload, auto-reset	X	X	X	X	X	X
HP (kw) Tumbler/Blower	.33 (.25)	.33 (.25)	.33 (.25)	.34 (.25)	.25 (.19)/1/2 (.37)	.25 (.19)/.50 (.37)
Tumble Speed—rpm	50 ± 1.0	50 ± 1.0	50 ± 1.0	50 ± 1.0	40 + 1.5	40 ± 1.5
Reversing Tumbler						
ELECTRICAL REQUIREMENTS						
Volts (Hz)/Phase						
Electric models	240V (60)***	240V (60)***	240V (60)***	240V (60)***		
Gas models	120V (60)	120V (60)	120V (60)	120V (60)	120V (60)	120V (60)
Export models—options available	220–240V (50) (CS only)		220–240V (50)	220–240V (50)	208–240V/50–60Hz/1 PH or 3 PH	208–240V/50–60Hz/1 PH or 3 PH
BREAKER/FUSE REQUIREMENTS—AMPS						
Electric models (each drying chamber)	30	30	30	30		
Electric models—export (one terminal block per stack)	20		15	40		
Gas models—each drying chamber	15	15	20	15	15	15
Gas models—export (one terminal block per stack)	10		10	15		
Heater Element Rating—watts	5,600	5,600	5,600	5,600		
Export Models	4,600		4,600	4,600		
Canadian Models			5,250			
CAPACITY						
Lbs. (kg) Dry Weight	18 (8)	18 (8)	18 (8)	18 (8)	30 (13.6)	2–30 (2–13.6)
Cu. Ft. (cu.m)	7.4 (.21)	7.4 (.21)	6.7 (.19)	7.4 (.21)	11.04 (.312)	2–11.04 (2–312)
TUMBLER						
Tumbler Diameter—in. (mm)	26.25 (667)	26.25 (667)	26.25 (667)	26.25 (667)	30 (762)	2–30 (2–762)
Tumbler Depth—in. (mm)	22.85 (580)	22.85 (580)	20.40 (518)	22.85 (581)	27 (686)	2–27 (685.8)
AIRFLOW						
Domestic models—cfm (cmm) per pocket gas/electric	230 (6.5)/215 (6.1)	230 (6.5)/215 (6.1)	230 (6.5)/215 (6.1)	230 (6.5)/215 (6.1)	360 (10.1)	360 (10.2)
Export Models—cfm (cmm) per pocket gas/electric	230 (6.5)/215 (6.1)		230 (6.5)/215 (6.1)	230 (6.5)/215 (6.1)		
EXHAUST						
Exhaust duct diameter—in. (mm)	4 (101.6)**	4 (101.6)**	4 (101.6)**	4 (101.6)**	6 (152.4)	2–6 (152)
GAS RATING—PER DRYING CHAMBER						
MDG models—BTU/hr. (kcal/hr.)	24,000 (6,048)	24,000 (6,048)	24,000 (6,048)	24,000 (6,048)	55,000 (13,860)	55,000 (13,860)
MDG export models—BTU/hr. (kcal/hr.)	24,000 (6,048)		24,000 (6,048)			
Gas Inlet M.N.P.T. in. (mm)	3/8 (9.5)	3/8 (9.5)	3/8 (9.5)	3/8 (9.5)	1 inlet, 1/2 (12.7)	2 inlets, 1/2 (12.7)

Chart continued on next page.

MULTI-HOUSING FULL LINE BROCHURE SPECIFICATIONS—DRYERS, *Continued*

	Single-Load Dryers		Super-Capacity Dryers	Single-Load Super-Capacity Stack Dryer	ENERGY ADVANTAGE™ Multi-Load Dryers	ENERGY ADVANTAGE™ Multi-Load Stack Dryers
DRYER SPECIFICATIONS						
MODELS	MDE/MDG17CS/PD	MDE/MDG17PR	MDE/MDG22PD/PR & PN	MLE/MLG24PD/PR & PN	MDG31PD	MLG33PD
COLORS						
White	X	X	X	X	X	X
Bisque (select models)						
Stainless Steel					X	X
APPROXIMATE WEIGHT						
Crated—lbs. (kg) Electric/Gas PD Electric/Gas PR & PN	154 (68.8)	140 (63.5)	165 (75)/172 (78) 146 (66)/153 (69)	290 (131.5)/ 275 (124.7)	310 (140.6)	580 (263)
Uncrated—lbs. (kg) Electric/Gas PD Electric/Gas PR & PN	140 (63.5)	126 (57.2)	152 (69)/159 (72) 135 (61)/142 (64)	265 (120.2)/ 250 (113.4)	285 (124.3)	550 (249)
DIMENSIONS						
Height—in. (mm)	43.25 (1099)****	35 (889)	44.67 (1135)/**** 37.85 (961)	76.75 (1949)	66.78 (1696)	80.38 (2042)
Width—in. (mm)	27 (685.8)	27 (685.8)	27 (685.8)	27 (685.8)	31.13 (791)	31.13 (791)
Depth—in. (mm)	29.25 (743)	29.25 (742.9)	29 (736.6)	29 (736.6)	34.5 (876.3)	34.94 (887)
Door opening diameter—in. (mm)					19.38 (492)	19.38 (492)
Door opening area—sq. in. (m ²)	224 (0.14)	224 (0.14)	192.75 (0.12)	224 (0.14)		

*Requires 8" (203mm) material if venting horizontally; 10" (254mm) if venting vertically.

**Use 4" (101.6mm) diameter rigid aluminum or galvanized steel duct. Never use plastic, nonmetal or combustible duct.

***208-volt electrical element kit available.

****Height at metercase, does not include pedestal.

Because of continuous product improvement, Maytag reserves the right to change specifications without notice.

For detailed specifications and dimensional illustrations, please visit our website: www.maytagcommerciallaundry.com.



Coin-Drop



Coin-Slide



Debit Card-Ready

CHOOSE FROM **THREE** PAY OPTIONS:

To prevent slugging, coin-drop models feature an optical sensor that measures the size, weight and drop speed of a coin before it's accepted. Coin-slide models are equipped to accept a variety of slides. And our state-of-the-art debit card-ready models make "change" a thing of the past.

OUR COMMITMENT TO **DEPENDABLE QUALITY.**

At Maytag, we believe durable goods should remain just that. That's why every Maytag® product is constructed of the highest-quality materials and with the utmost in precision craftsmanship. It's also why we stand behind our equipment with solid service and support from our professional Maytag laundry distributors. Simply put, when you choose Maytag® products, you ensure your peace of mind.





www.MAYTAGCOMMERCIALLAUNDRY.COM

To download a digital version of this brochure **visit** mclaundry.com



1-800-662-3587